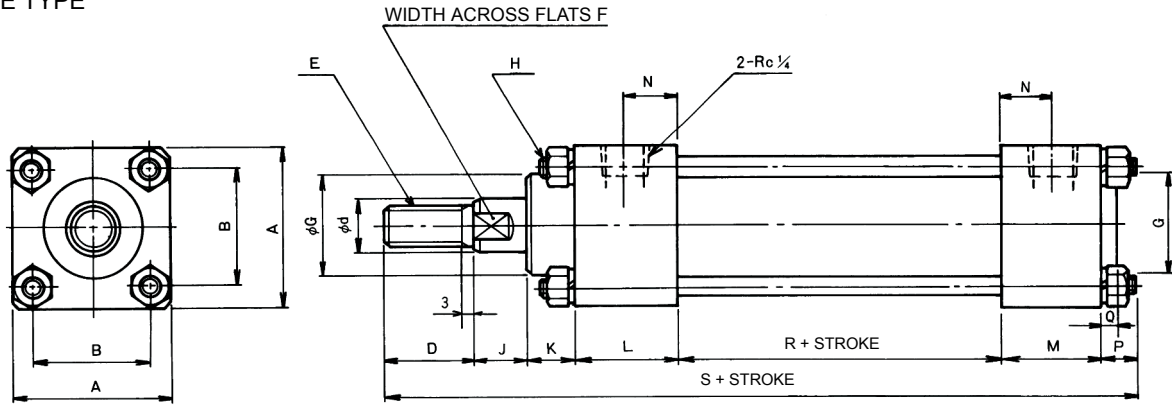




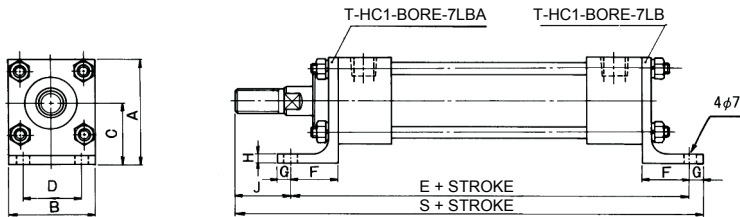
### EXTERNAL DIMENSIONS

#### ● BASE TYPE



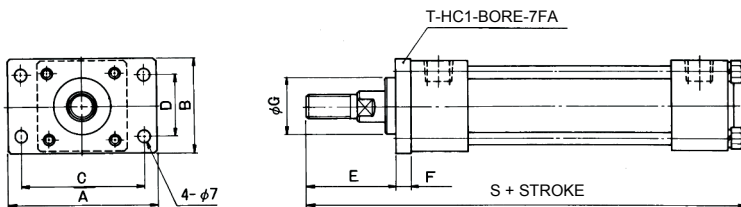
Model	Symbol																(Unit: mm)	
	A	B	D	E	F	d(f8)	G(h9)	H	J	K	L	M	N	P	Q	R	S	
T-HC1-20x*	45	33	20	M8x1.0	8	10	28	M6	15	13	28	28	14	9	3	45	158	
T-HC1-25x*	45	33	20	M8x1.0	8	10	28	M6	15	13	28	28	14	9	3	45	158	
T-HC1-30x*	45	33	25	M12x1.25	13	15	28	M6	15	13	28	28	14	9	3	45	163	

#### ● LB (Foot Mount Type)



Model	Symbol										(Unit: mm)	
	A	B	C	D	E	F	G	H	J	S		
T-HC1-20x*-LB	54.5	45	32	30	151	25	7	5	23	181		
T-HC1-25x*-LB	54.5	45	32	30	151	25	7	5	23	181		
T-HC1-30x*-LB	54.5	45	32	30	151	25	7	5	28	186		

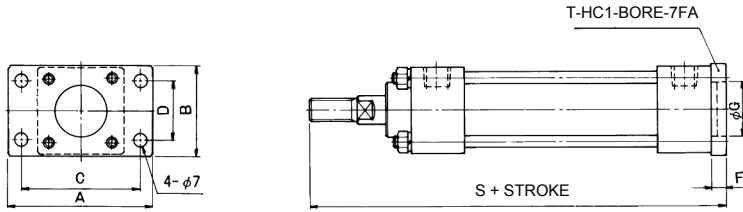
#### ● FA (Rod Side Flange Mount Type)



Model	Symbol								(Unit: mm)	
	A	B	C	D	E	F	G(h9)	S		
T-HC1-20x*-FA	75	46	62	30	40	8	28	158		
T-HC1-25x*-FA	75	46	62	30	40	8	28	158		
T-HC1-30x*-FA	75	46	62	30	45	8	28	163		

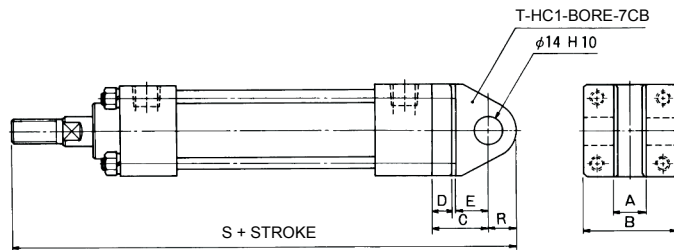
### EXTERNAL DIMENSIONS

● FB (Head Side Flange Mount Type)



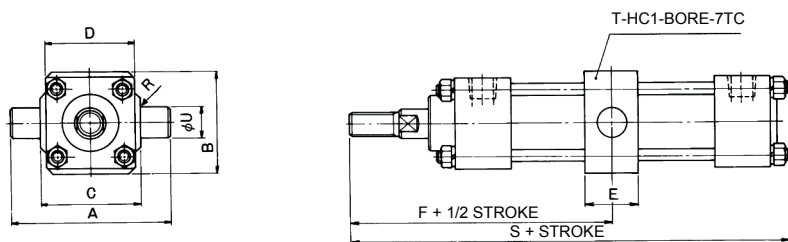
Model	Symbol (Unit: mm)						
	A	B	C	D	F	G(E9)	S
T-HC1-20x*-FB	75	46	62	30	8	28	157
T-HC1-25x*-FB	75	46	62	30	8	28	157
T-HC1-30x*-FB	75	46	62	30	8	28	167

● CB (Clevis Type)



Model	Symbol (Unit: mm)						
	A	B	C	D	E	R	S
T-HC1-20x*-CB	16	45	28	10	16	14	191
T-HC1-25x*-CB	16	45	28	10	16	14	191
T-HC1-30x*-CB	16	45	28	10	16	14	196

● TC (Center Trunnion Type)



Model	Symbol (Unit: mm)								
	A	B	C	D	E	F	U(e8)	R	S
T-HC1-20x*-TC	80	50	50	40	26	98.5	15	1	158
T-HC1-25x*-TC	80	50	50	40	26	98.5	15	2	158
T-HC1-30x*-TC	80	50	50	40	26	103.5	15	2	163